

The aetiology of psychogenic non-epileptic seizures: risk factors and comorbidities

Stoyan Popkirov¹, Ali A. Asadi-Pooya², Roderick Duncan³,
David Gigineishvili⁴, Coraline Hingray⁵,
Andres Miguel Kanner⁶, W. Curt LaFrance Jr.⁷,
Chrisma Pretorius⁸, Markus Reuber⁹

on behalf of the ILAE PNES Task Force

¹ Department of Neurology, University Hospital Knappschafts Krankenhaus Bochum, Ruhr University Bochum, Germany

² Neuroscience Research Center, Shiraz Medical School, Shiraz University of Medical Sciences, Shiraz, Iran; Jefferson Comprehensive Epilepsy Center, Department of Neurology, Thomas Jefferson University, Philadelphia, USA

³ Department of Neurology, University of Otago, Christchurch, New Zealand

⁴ Department of Neurology & Neurosurgery, Tbilisi State University, Tbilisi, Georgia

⁵ Pôle Hospitalo-Universitaire de Psychiatrie d'Adultes du Grand Nancy Centre Psychothérapique de Nancy, Laxou, France; Département de Neurologie, Centre Hospitalier Universitaire de Nancy, Nancy, France

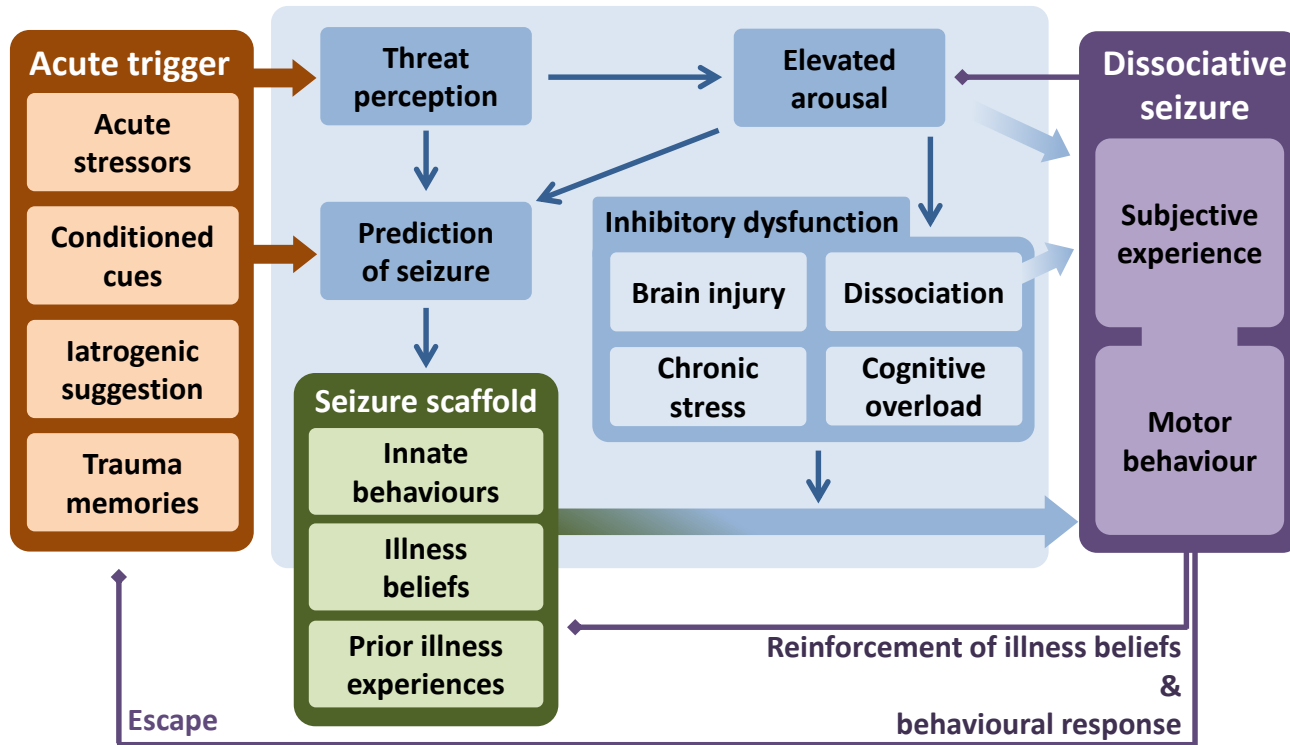
⁶ Department of Neurology, Miller School of Medicine, University of Miami, FL, USA

⁷ Departments of Neurology and Psychiatry, Brown Medical School, Rhode Island Hospital, Providence, USA

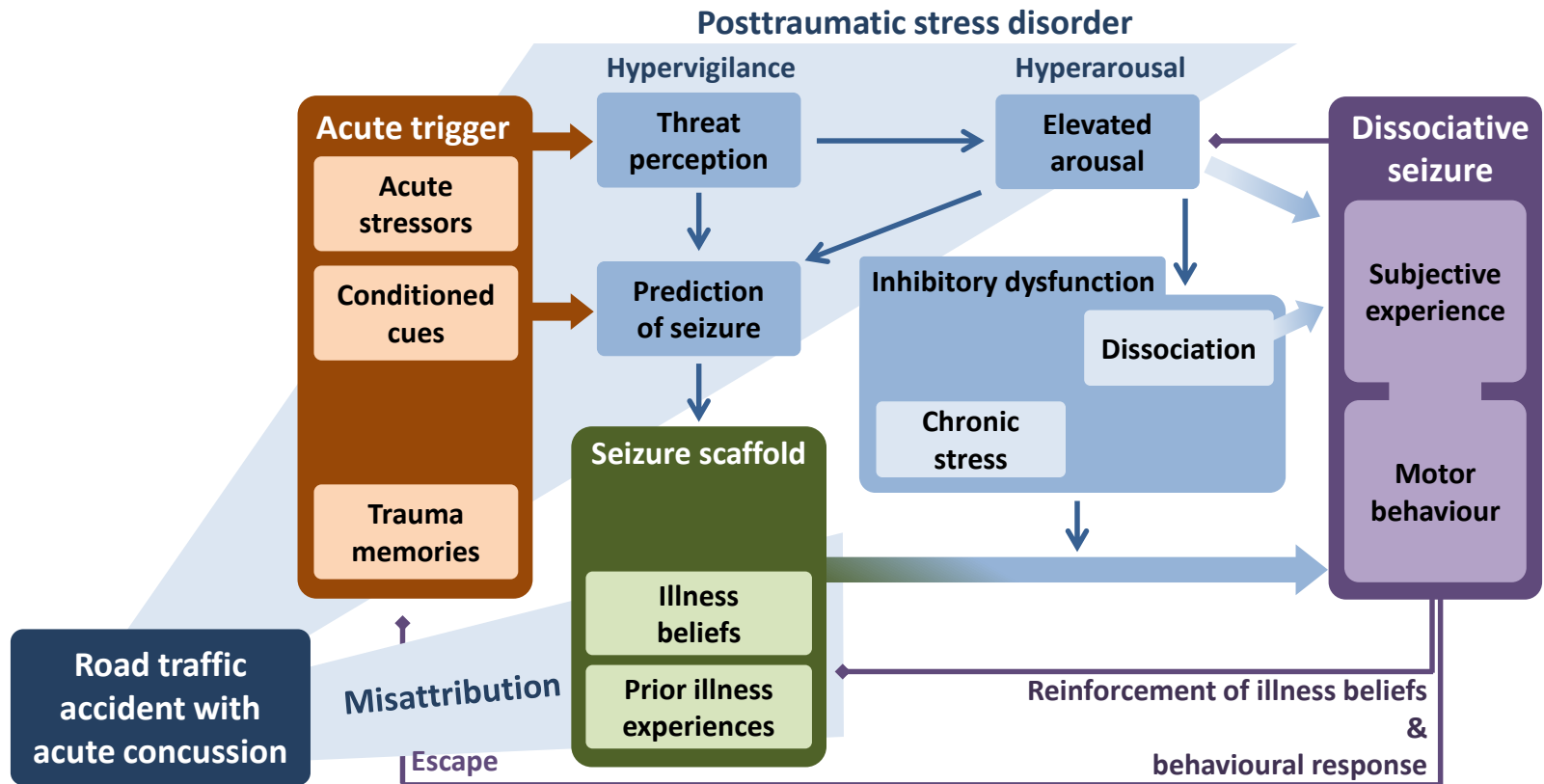
⁸ Department of Psychology, University of Stellenbosch, South Africa

⁹ Academic Neurology Unit, University of Sheffield, Royal Hallamshire Hospital, Sheffield, UK

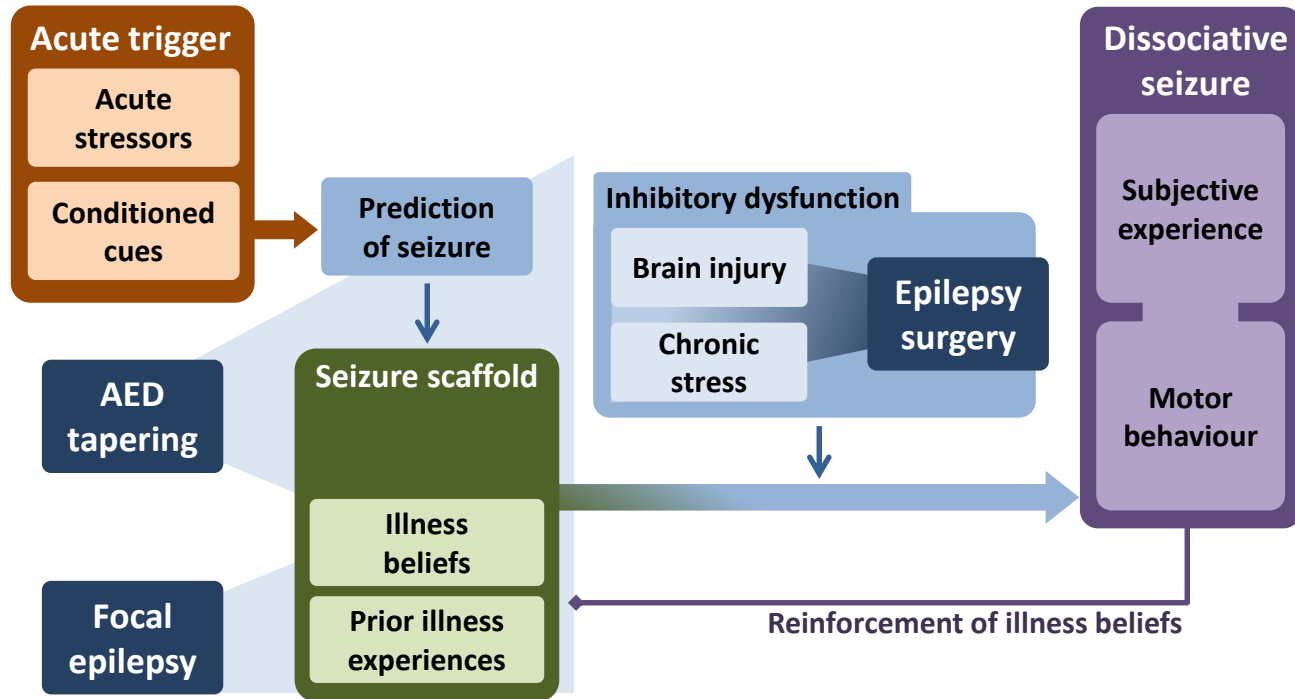
The Integrated Cognitive Model of dissociative seizures/psychogenic non-epileptic seizures



Example 1: PNES in a patient after mTBI and PTSD due to a road traffic accident.



Example 2: Patient with controlled epilepsy and new-onset PNES after epilepsy surgery and AED tapering.



Example 3: PNES in patient with borderline personality disorder and a history of childhood trauma.

